

















1U1/LESSON ONE-SESSION 1

 <p><u>a secondary school:</u> Lycée Mamie Adjoua is a secondary school</p>	 <p><u>a gate</u></p>	 <p><u>an office</u></p>	 <p><u>a staffroom:</u> teachers' room</p>
 <p><u>a classroom</u></p>	 <p><u>a laboratory</u></p>	 <p><u>a library:</u> Place where students read books</p>	 <p>students in their <u>school uniform</u></p>

2U1/LESSON ONE-SESSION 2

 <p><u>a garden</u></p>	 <p><u>a playground</u></p>	 <p><u>the school yard</u></p>
 <p><u>a canteen:</u> the place where students have the lunch</p>	 <p><u>an infirmary:</u> where pupils go when they are sick or injured</p>	 <p><u>a restroom</u> = toilet</p>

3 U1/LESSON TWO-SESSION 1

 <p>to put on your khaki uniform</p>	 <p>to be late: Aya starts class at 07:15. She arrives at school at 07:20. She is late.</p>	 <p>to line up: to make a queue</p>	 <p>to listen to the teacher: to be attentive to what the teacher says</p>
 <p>to write: Aicha writes the date on the board</p>	 <p>to receive a report: to take the test paper from the teacher</p>	 <p>to clean: The pupils are cleaning the school yard</p>	 <p>to mark the papers: to correct the students' papers</p>

4 U1/LESSON TWO-SESSION 2

 <p>to revise: The students revise their lessons at home</p>	 <p>to play: The boys are playing football.</p>
 <p>to draw: He is drawing a picture</p>	 <p>to sing: She is singing</p>

5U2/LESSON TWO-SESSION 1

				
Mosque	Church	Bedsheet	Blanket	Pillow
				
To brush one's teeth	To shave	To make up	To remove: he is removing the bedsheet	To plug in: to connect










6U2/LESSON TWO-SESSION 2

			
To switch on: to put ON ≠ to switch off. He switches on the torch	To switch off = to put OFF ≠ to switch on	To sweep: She's sweeping the floor	Newspapers: "Soir Info" is a newspaper
			
To read: The boy is reading a book.	To iron: My father irons his clothes every morning	To lay down	Sockets / a socket

7U2/LESSON TWO-SESSION 2

 <p>Groundnut</p>	 <p>Soup</p>	 <p>Prawn</p>	 <p>Salt</p>	 <p>Potash</p>
 <p>Bean leaves</p>	 <p>To chop bean leaves</p>	 <p>To add</p>	 <p>To roast</p>	 <p>To taste</p>

8U2/LESSON TWO-SESSION 2

 <p>Pepper</p>	 <p>Okra</p>	 <p>Meat</p>	 <p>Fish</p>	 <p>Oil</p>
 <p>Ingredients</p>	 <p>To keep: To put into the right place</p>	 <p>Palm nuts</p>	 <p>Yam</p>	


9 U3/LESSON ONE-SESSION 1



The weather is windy



the weather is rainy



the weather is cloudy



The weather is sunny



it's hot



it's cold

10 U4/LESSON ONE-SESSION 1



a cashier



a cook



a housewife



a greengrocer



a barber



a plumber



a car washer



a tailor




11 U4/LESSON ONE-SESSION 2

 <p>a pilot = he flies planes</p>	 <p>a flight attendant = she takes care of passengers in a plane</p>	 <p>a computer scientist = an expert in computer science</p>	 <p>an architect = a person who designs house plans</p>
 <p>a lawyer = a professional of law who defends people before the court</p>	 <p>a dentist</p>	 <p>a waitress = a lady who serves people in a restaurant</p>	








12 U4/LESSON TWO-SESSION 1

 <p>a map</p>	 <p>a plan</p>	 <p>scales</p>	 <p>a tray</p>
 <p>a cash register</p>	 <p>a laptop</p>	 <p>a trolley</p>	 <p>a sponge</p>

13 U4/LESSON TWO-SESSION 2

				
a shearer	a law book	a plunger	a floor cloth	a dental chair

14 U4/LESSON THREE-SESSION 1

			
a school	a building site	a car wash	an office
			
a court	a greengrocer's shop	a restaurant	



15 U5/LESSON ONE-SESSION 1

		
a hat	a scarf	sandals
		
shoes	a shirt	trousers
		
shorts	socks	pyjamas



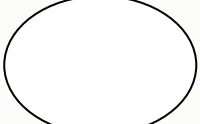





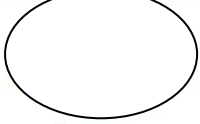
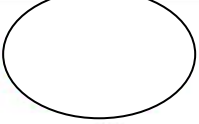
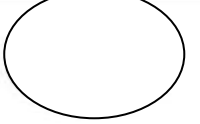
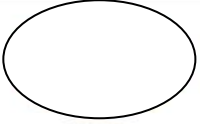
16 U5/LESSON ONE-SESSION2

 <p>a skirt</p>	 <p>a dress</p>	 <p>a wrapper</p>
 <p>an earring</p>	 <p>a ring</p>	 <p>a bracelet</p>
 <p>a belt</p>	 <p>a tie</p>	 <p>a wallet</p>

17 U5/LESSON TWO-SESSION 1

 <p>a cap</p>	 <p>gloves</p>	 <p>sunglasses</p>
 <p>a pullover</p>	 <p>an underwear</p>	 <p>a handbag</p>
 <p>a purse</p>	 <p>a suit</p>	 <p>a necklace</p>

18 U5/LESSON TWO-SESSION 1

 black	 white	 yellow	 red
 blue	 green	 orange	 purple
 brown	 pink	 grey	 indigo

19 U6/LESSON ONE-SESSION 1

 a restaurant	 dishes = different types of food	 menu
 to order: pass a command	 a piece of bread	 a slice of cake
 a glass of water	 a cup of tea	 bottles of soft drinks

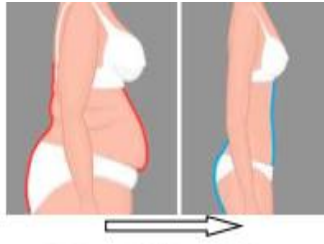
 <p>alamy stock photo</p> <p>a starter</p>	 <p>main dish</p>	 <p>a dessert</p>	 <p>a waiter</p>
 <p>orange juice</p>	 <p>lemon juice</p>	 <p>sorrel juice</p>	 <p>ginger juice</p>

21 U6/LESSON TWO-SESSION 1



Lose weight = become thinner

≠



= become fatter



22 U6/LESSON TWO-SESSION 2

 <p>organic food: food which contains organic materials</p>	 <p>fatty food: food which makes fat</p>	 <p>sugary food: food which contains much sugar</p>
 <p>salty food: food containing much salt</p>	 <p>spicy food: food full of spice</p>	 <p>a sick person: a person suffering from a disease</p>

23 U6/LESSON THREE-SESSION 1

 <p>to like</p>	 <p>to prefer</p>	 <p>vegetables</p>	 <p>a lemonade</p>
 <p>roasted chicken</p>	 <p>fried fish</p>	 <p>fried rice</p>	 <p>groundnut soup</p>

24 U6/LESSON THREE-SESSION 2

<p>Spanish Omelette Prep Time: 10 minutes Cook Time: 30-35 minutes Serves: 4-6 people</p> <p>Ingredients 1/4 cup zahara/olive oil blend 4 potatoes, thinly sliced 1 yellow onion, chopped 2 tsp. of roasted garlic, (can sub garlic powder) 8 eggs, scrambled in a large bowl 1 tsp. kosher salt Fresh ground saffron Parmesan cheese, grated for garnish Tomato, cut into wedges for garnish Avocado, sliced for garnish</p> <p>A recipe: a set of instructions for preparing food</p>	 <p>to cook = to prepare food</p>	 <p>to add salt</p>	 <p>to fry fish</p>
 <p>To wash a carrot</p>	 <p>to boil water</p>	 <p>to pour</p>	 <p>to chop</p>