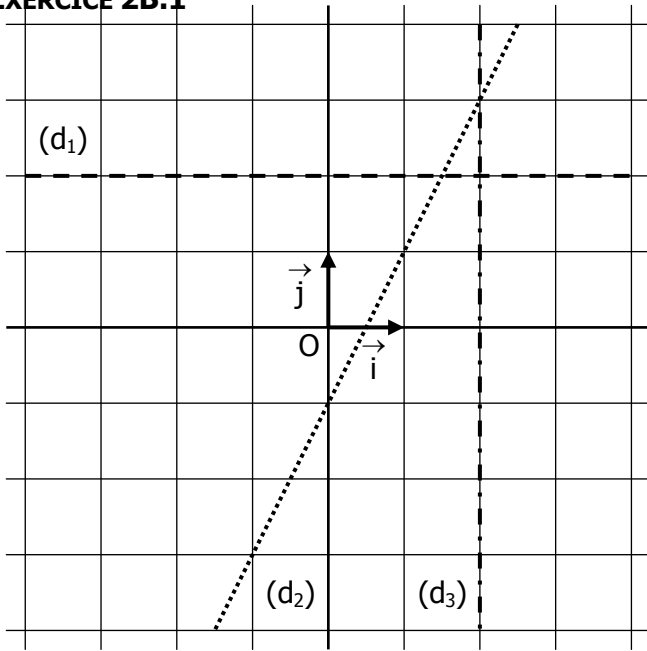


**EXERCICE 2B.1**



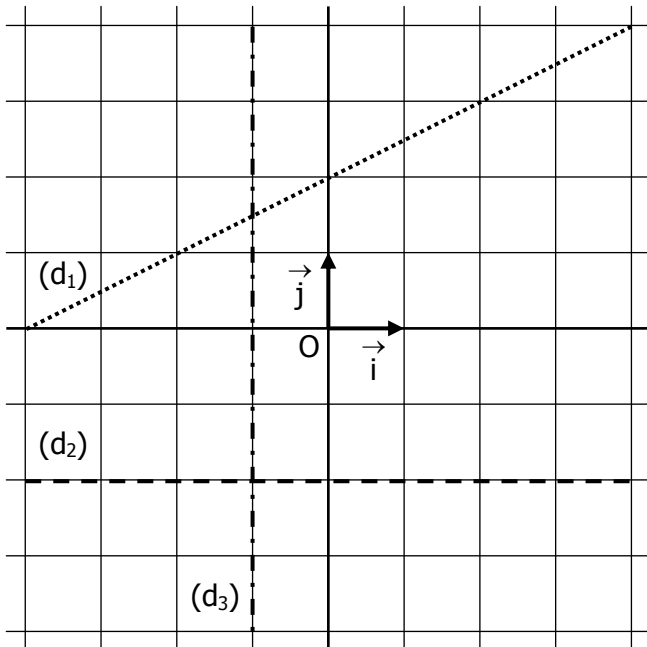
**a.** Associer chaque droite à son équation :

.....  $y = 2$           .....  $y = 2x - 1$           .....  $x = 2$

**b.** Tracer les droites suivantes :

(d4)  $y = 3$           (d5)  $y = 2x + 1$           (d6)  $x = -3$

**EXERCICE 2B.2**



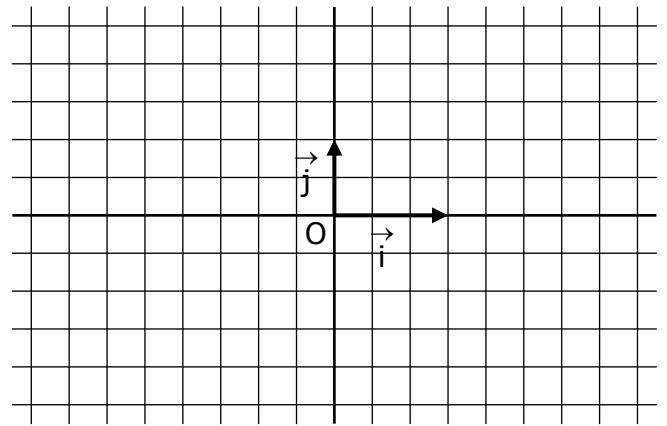
**a.** Retrouver l'équation de chaque droite

(d1)                      (d2)                      (d3)

**b.** Tracer les droites suivantes :

(d4)  $y = \frac{3}{2}$           (d5)  $y = -x + 1$           (d6)  $y = \frac{3}{4}x -$

**EXERCICE 2B.3**

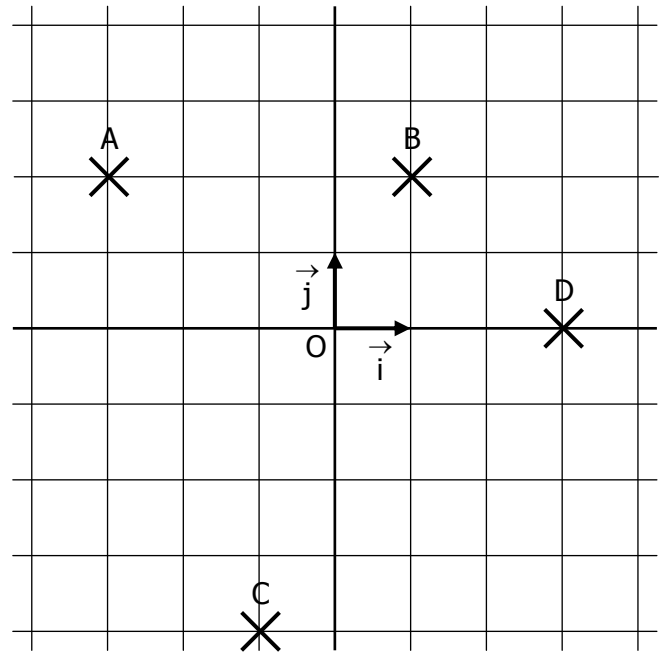


Tracer les droites suivantes :

(d1)  $y = -\frac{5}{2}$           (d2)  $y = \frac{-1}{2}x + \frac{5}{3}$           (d3)  $x = \frac{5}{3}$

(d4)  $y = -3 - x$           (d5)  $y = \frac{1}{2}x - \frac{5}{2}$           (d6)  $x = -\frac{7}{3}$

**EXERCICE 2B.4**



**a.** Donner les équations des droites suivantes :

(AB)

(BD)

(CD)

(BC)

(AD)

(OA)

**b.** Donner les équations des droites suivantes :

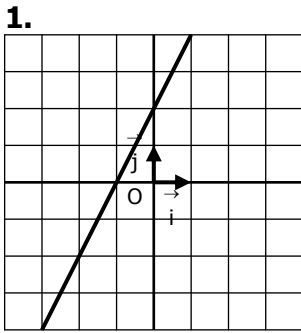
( $d_1$ ) parallèle à (AB) passant par C →

( $d_2$ ) parallèle à (BD) passant par A →

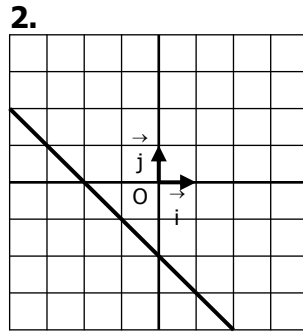
( $d_3$ ) parallèle à (OA) passant par D →



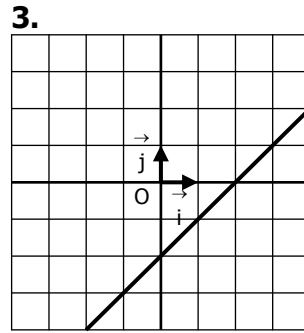
Déterminer graphiquement l'équation de la droite sous la forme  $y = mx + p$  :



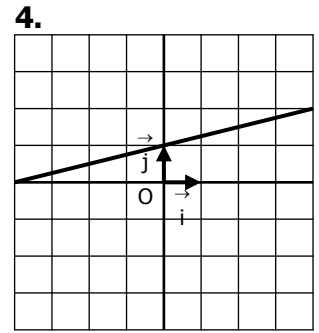
$y = \dots\dots\dots$



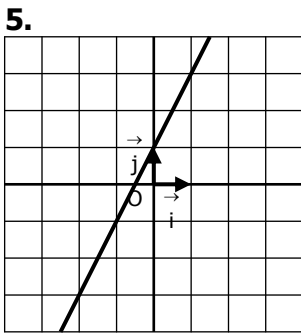
$y = \dots\dots\dots$



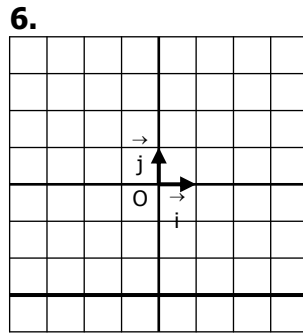
$y = \dots\dots\dots$



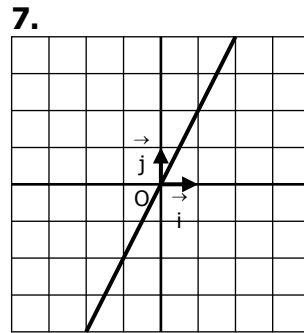
$y = \dots\dots\dots$



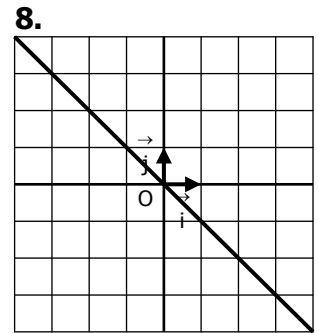
$y = \dots\dots\dots$



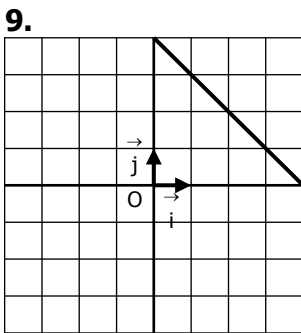
$y = \dots\dots\dots$



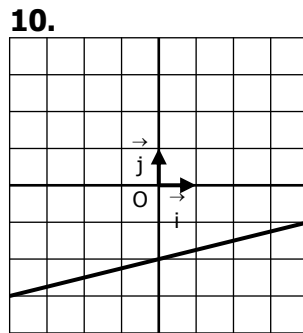
$y = \dots\dots\dots$



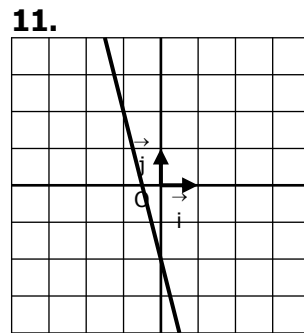
$y = \dots\dots\dots$



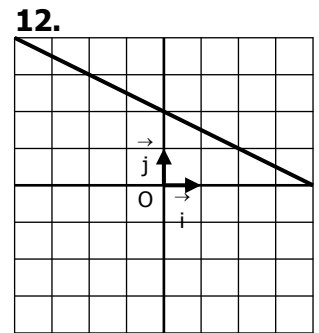
$y = \dots\dots\dots$



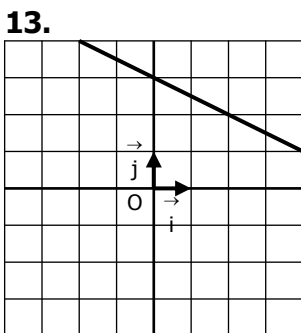
$y = \dots\dots\dots$



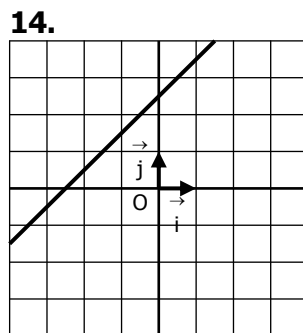
$y = \dots\dots\dots$



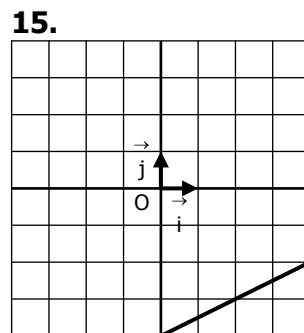
$y = \dots\dots\dots$



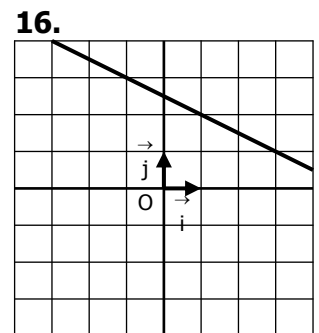
$y = \dots\dots\dots$



$y = \dots\dots\dots$



$y = \dots\dots\dots$



$y = \dots\dots\dots$